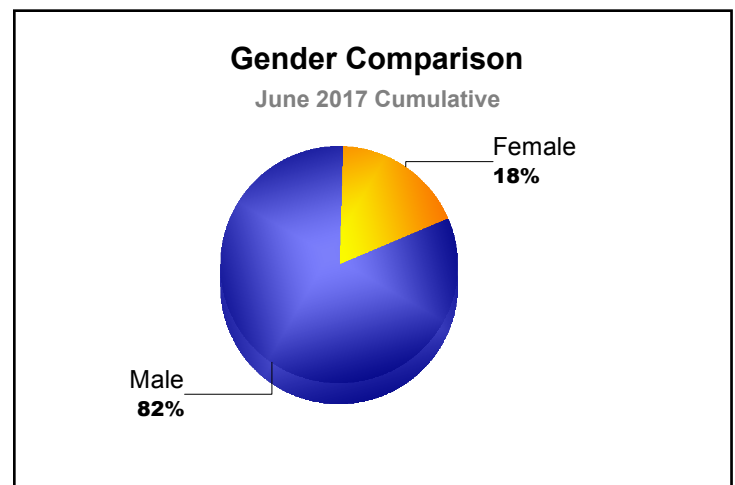
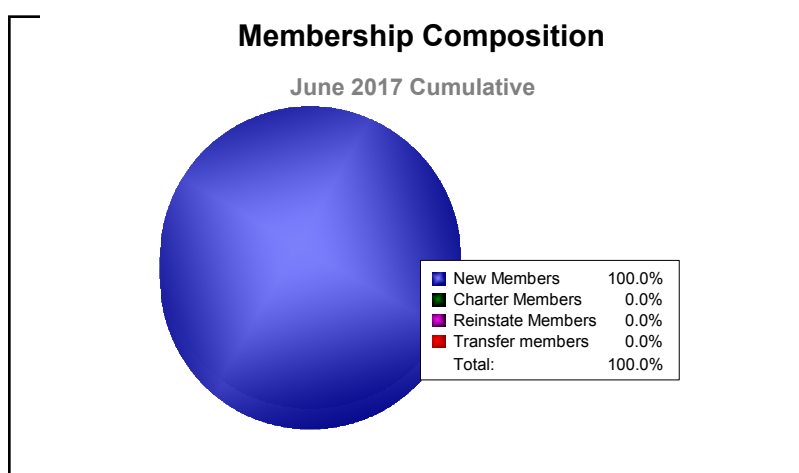
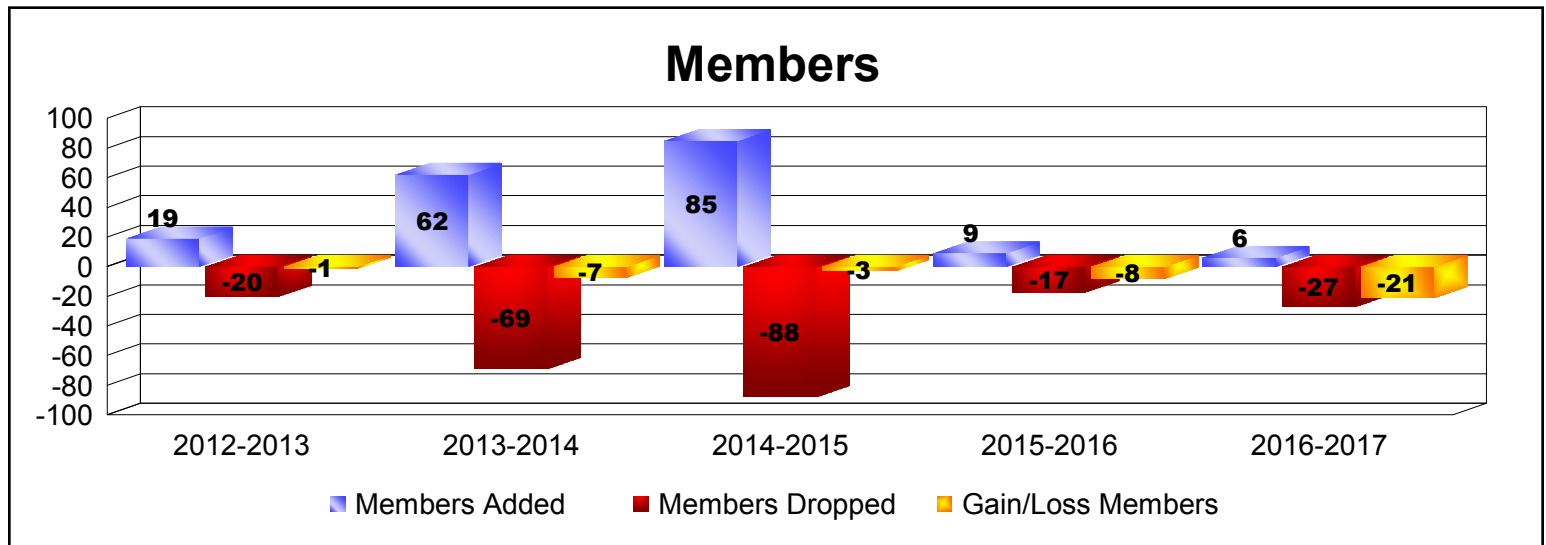
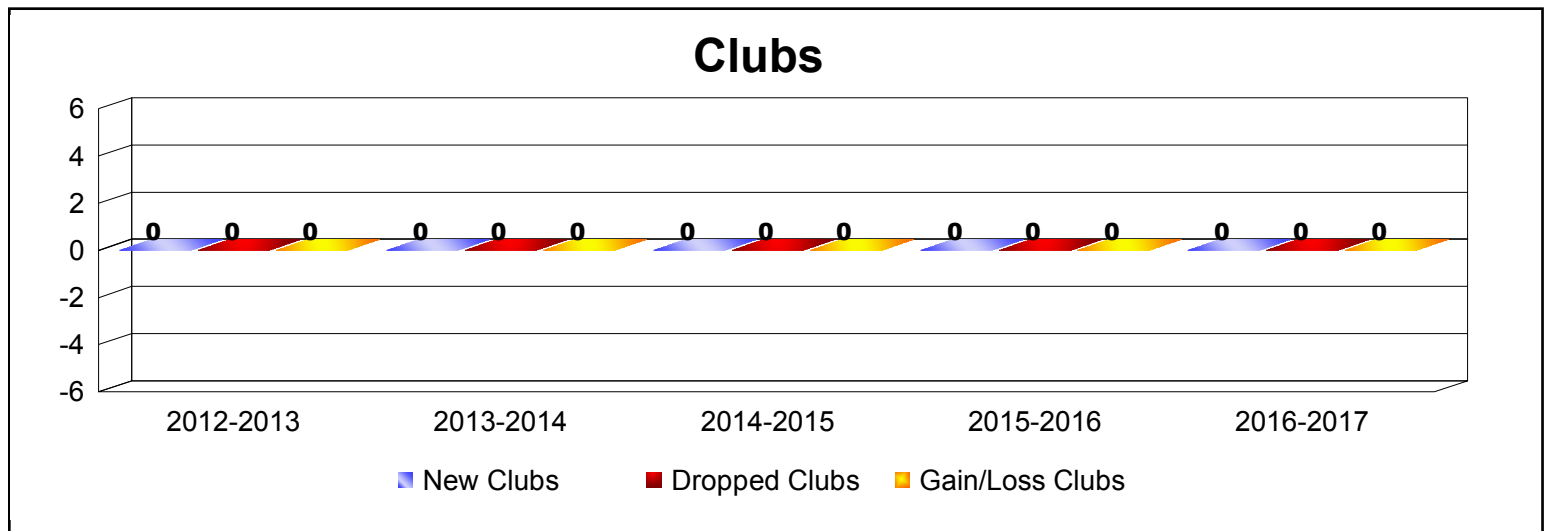


Year	New Clubs	Dropped Clubs	Gain/ Loss Clubs	New Members	Charter Members	Reinstate Members	Transfer Members	Total Member Added	Total Members Dropped	Gain/ Loss Members
2012-2013	0	0	0	17	0	2	0	19	-20	-1
2013-2014	0	0	0	15	3	43	1	62	-69	-7
2014-2015	0	0	0	13	2	69	1	85	-88	-3
2015-2016	0	0	0	9	0	0	0	9	-17	-8
2016-2017	0	0	0	6	0	0	0	6	-27	-21
Average	0	0	0	12	1	23	0	36	-44	-8



Year	New Clubs	Dropped Clubs	Gain/ Loss Clubs	New Members	Charter Members	Reinstate Members	Transfer Members	Total Member Added	Total Members Dropped	Gain/ Loss Members
2012-2013	2	0	2	162	68	3	1	234	-186	48
2013-2014	1	0	1	166	24	12	1	203	-228	-25
2014-2015	0	-1	-1	135	14	48	2	199	-254	-55
2015-2016	0	0	0	115	3	9	1	128	-176	-48
2016-2017	0	0	0	226	0	2	3	231	-194	37
Average	1	0	0	161	22	15	2	199	-208	-9

